MRC series

C5-R2x

9-pin, remanence relay, 2-pole, faston

Type	**C5-R2x/ ... V** Magnetic latching – Remanence relays 2 change-over contact, 10A
Maximum contact load	**10 A/400 V AC-1 10 A/30 V DC-1** **0,2 A/250 V DC-1 0,5 A/110 V DC-1**

Contacts

Material	Standard	Code 0	AgNi
Rated current			10 A
Switch-on current max. (20 ms)			30 A
Switching voltage max.			400 V
AC load (Fig 1)			4 kVA
DC load			see Fig. 2

Coil

Coil resistance	see table; tolerance ± 10 %
ON pulse power	1,5 VA/W
OFF pulse power	0,5 VA/W
1 winding for AC, 2 winding for DC	
Pull-in ON/OFF	< 0,8 x U_N

Internal Diagram:

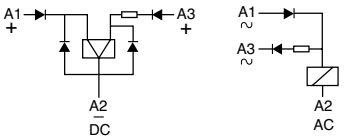

Coil table

VAC	mA ON	mA OFF	VDC	mA ON	mA OFF
24	75	12	12	125	41
48	38	6	24	63	21
115	16	2,5	48	31	10
230	8	1,3	110	14	4,5

Insulation

	Volt rms, 1 min
Contact open	1000 V
Contact/contact	4 kV
Contact/coil	4 kV
Insulation resistance at 500 V	≥3 GΩ
Insulation, EN 60947/IEC 61810-1	4 kV/3

Specifications

Ambient temperature operation/storage	-40 (no ice)….60 °C /-40 ... 80 °C
Minimum pulse ON/OFF	50 ms
Mechanical life ops	AC: 10 Mill./DC: 20 Mill.
DC voltage endurance at rated load	≥100000 switching cycles
Switching frequency at rated load	≤ 1200/h
Protection class	IP40
Weight	95 g

Standard types

VAC 50 Hz/60 Hz: 24, 48, 115, 230	**C5-R20/AC ... V**
VDC : 12, 24, 48, 110,	**C5-R20/DC ... V**

"..." Enter the voltage for full type designation

Accessories

Socket:	**S5-S, S5-L, S5-P, S5-P0, S5-M**
Optional accessories (blanking plug):	**SO-NP, SO-OP**



Connection diagram

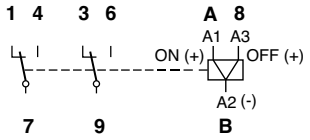

Fig. 1 AC voltage endurance

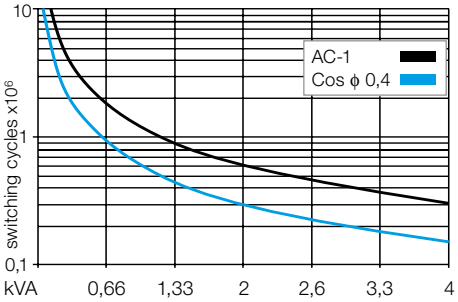

Fig. 2 DC load limit curves

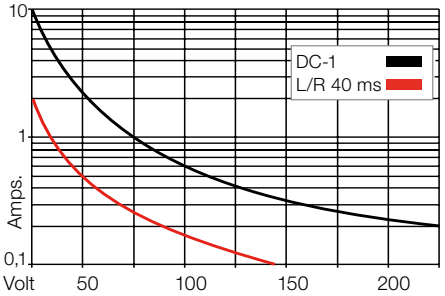

Dimensions [mm]

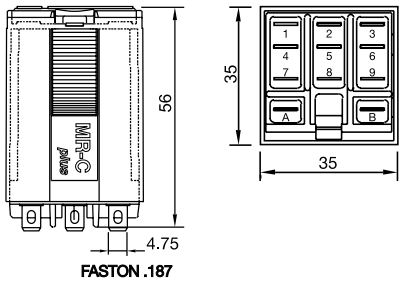

Technical approvals, conformities

IEC 61810, EN 60947

This issue replaces all previous issues. Availability, errors and specifications subject to change without notice.

Официальный дистрибьютор ComatReleco в России / ООО "ПОЛИГОН" / (812) 3254220 / www.poligon.info