

<b>Type</b>	<b>C2-T2x/ ... V</b> Standard relay for low level 2 Change-over contacts			
<b>Maximum contact load</b>	<b>6 A/250 V</b>	<b>AC-1</b>	<b>6 A/30 V</b>	<b>DC-1</b>
<b>Recommended minimum contact load</b>	<b>5 mA/5 V</b>	<b>Code 1</b>		
	<b>1 mA/5 V</b>	<b>Code 2</b>		

<b>Contacts</b>			
Material	Standard	Code 1	AgNi + 0,2 μ Au
	Optional	Code 2	AgNi + 10 μ Au
Rated current	6 A		
Switch-on current max. (20 ms)	15 A		
Switching voltage max.	250 V		
AC load (Fig 1)	1,2 kVA		
DC load	see Fig. 2		

<b>Coil</b>			
Coil resistance	see table; tolerance ± 10 %		
Pick-up voltage	≤ 0,8 × U <sub>N</sub>		
Release voltage	≥ 0,1 × U <sub>N</sub>		
Nominal power	2,2 VA (AC)/1,3 W (DC)		

<b>Coil table</b>					
VAC	Ω	mA	VDC	Ω	mA
24	67	92	24	443	54
48	296	46	48	1K8	27
115	1K7	19	110	9K2	12
230	7K1	9,5	220	36K1	6

<b>Insulation</b>		Volt rms, 1 min
Contact open	1000 V	
Contact/contact	2,5 kV	
Contact/coil	2,5 kV	
Insulation resistance at 500 V	≥ 1 GΩ	
Insulation, IEC 61810-1	2,5 kV/3	

<b>Specifications</b>	
Ambient temperature operation/storage	-40 (no ice)...60 °C / -40 ... 80 °C
Pick-up time/bounce time	16 ms/≤ 3 ms
Release time/bounce time	8 ms/≤ 1 ms
Mechanical life ops	AC: 10 Mill./DC: 20 Mill.
DC voltage endurance at rated load	≥ 100000 switching cycles
Switching frequency at rated load	≤ 1200/ops/h
Protection class	IP40
Weight	90 g

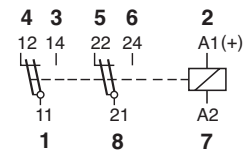
<b>Standard types</b>		
<b>VAC 50 Hz/60 Hz: 24, 48, 115 (120), 230 (240)</b>	<b>C2-T21/AC ... V</b>	<b>C2-T22/AC ... V</b>
<b>LED</b>	<b>C2-T21X/AC ... V</b>	<b>C2-T22X/AC ... V</b>
<b>RC Suppressor</b>	<b>C2-T21R/AC ... V</b>	<b>C2-T22R/AC ... V</b>
<b>VDC 24, 48, 110, 220</b>	<b>C2-T21/DC ... V</b>	<b>C2-T22/DC ... V</b>
<b>LED</b>	<b>C2-T21X/DC ... V</b>	<b>C2-T22X/DC ... V</b>
<b>Free wheeling diode</b>	<b>C2-T21DX/DC ... V</b>	<b>C2-T22DX/DC ... V</b>
<b>Polarity and free wheeling diode</b>	<b>C2-T21FX/DC ... V</b>	<b>C2-T22FX/DC ... V</b>
<b>AC/DC bridge rectifier 24 V, 48 V, 60 V</b>	<b>C2-T21BX/UC ... V</b>	<b>C2-T22BX/UC ... V</b>

"..." Enter the voltage for full type designation

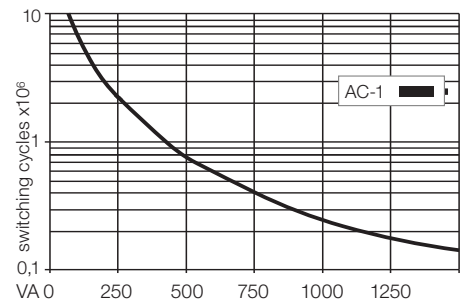
<b>Accessories</b>	
Socket:	<b>S2-B, S2-S, S2-L, S2-P, S2-P0</b>
Optional accessories (blanking plug):	<b>SO-NP, SO-OP</b>



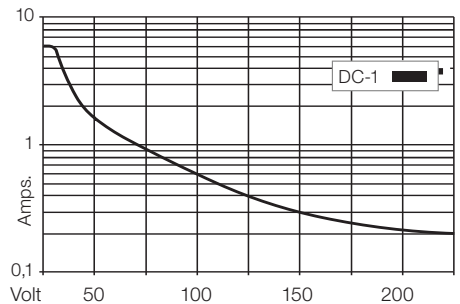
**Connection diagram**



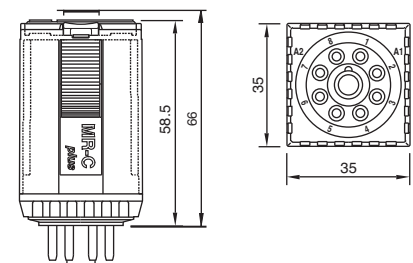
**Fig. 1 AC voltage endurance**



**Fig. 2 DC load limit curve**



**Dimensions [mm]**



**Technical approvals, conformities**



IEC 61810; EN 60947